


Easter Egg Hunt

How many Easter eggs can you find?



Easter Nests

INGREDIENTS

100g butter or hard margarine

100g marshmallows

100g caramels

200g rice krispies


Put the butter/margarine, marshmallows and caramels into a suitable large bowl and melt gently in the microwave.

Beat the mixture until thick and smooth. Be careful because it will be hot.

Add the rice krispies to the bowl and mix very thoroughly until they are evenly coated.

Spoon the mixture into paper cases and form into nest shapes.

Add small chocolate eggs, smarties or tiny marshmallows.




Oriental Trading
Company, Inc.
FREE-N-FUN

Easter

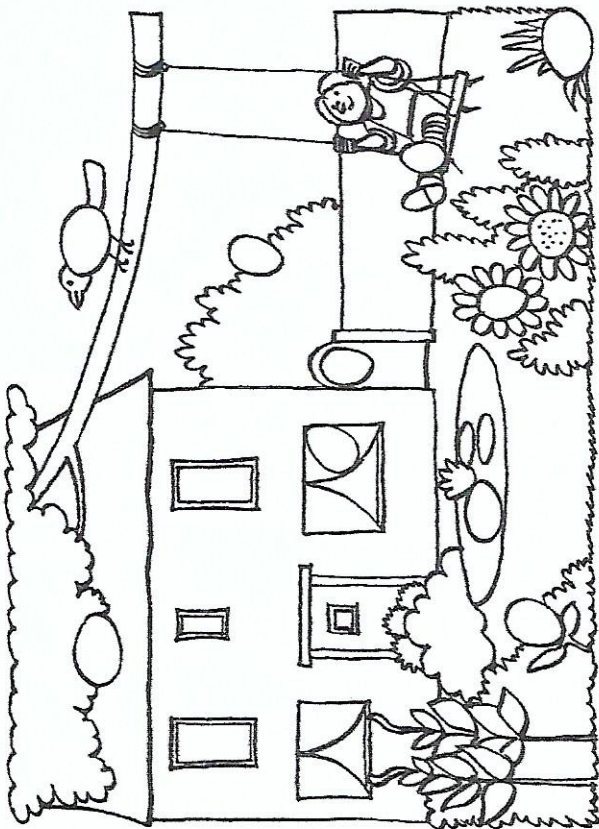
Name _____

orientaltrading.com/freefun



Jesus Lives


Where are the Easter eggs?



Can you find 10 eggs?

For parents
Pray with your child, using the actions.

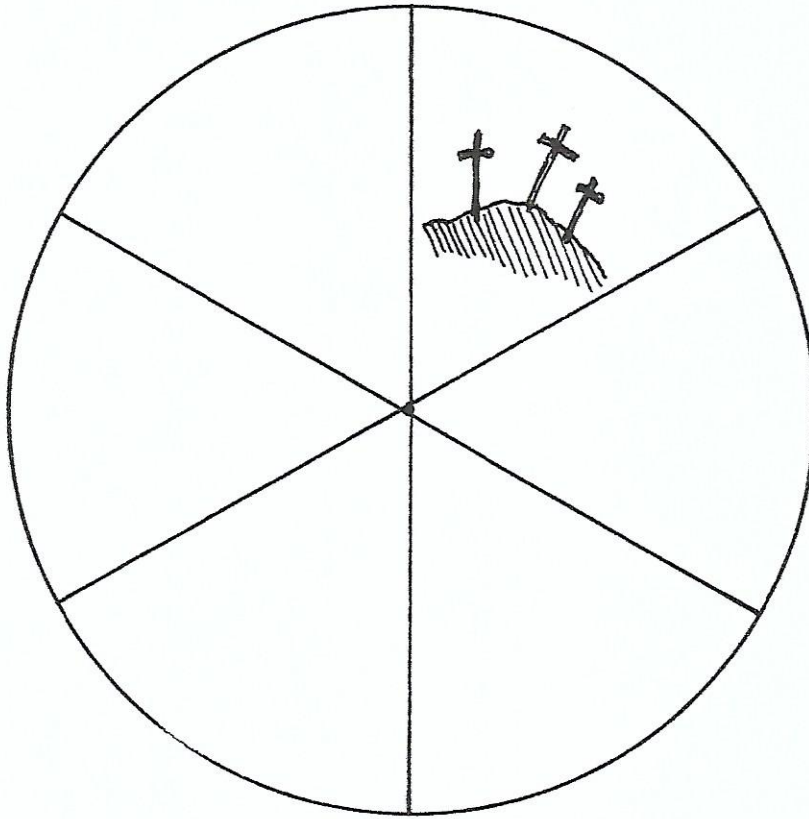
Jesus died for us (arms out, head down)
 Now he's alive for us (jump up and
 clap hands over head)
 Hip, hip, HOORAY!
 Jesus is alive today (raise arms)



(See Mark 16:1-7)

JESUS IS ALIVE!


Fill in each segment with something to remind you of the Easter story. Cut out the circles and fix them together with a paper fastener.



Top

Who is
in the
garden?

Join the dots
to find out.



Mary went and told them that she had
seen _____ John 20¹⁸

He is Risen Paper Plate Tomb Craft



Supplies

- Thick Paper Plate
- Gray Cardstock
- Standard and Jumbo Craft Sticks
- Gray Paint
- Printed Figures

Instructions

1. Paint the back and front of the paper plate gray. Allow time to dry.
2. While the paper plate is drying. Print, cut out, and color the angel and Jesus.
3. Once the paper plate is dry, cut in half and cut out an opening on one paper plate half. Glue the paper plate halves together as shown.
4. Glue the paper Jesus and angel onto the paper plate tomb.
5. Glue the craft sticks into cross shapes and glue to the tomb as shown.
6. Lightly spray the gray cardstock with water on both sides and form into a rock shape. The water makes it easier to crinkle and will hold its form better. Allow time for your craft to dry.

Instructions

Print, color, and cut out the angel and Jesus. Glue the paper Jesus and angel onto the paper plate tomb.



Together @ Home

Here are some activities you could do together as a family, begin with the story and then do as many or as few as you like, in any order.



Bible Passage

Today we will be exploring together, the story of the empty tomb!

You can find it in your Bible in:
John 20 v 1–18

Read the story together – choose a Bible translation or children’s story version which best suits your group.



A prayer to say together

Dear God,

Thank you for the story of Easter and the empty tomb. Thank you that your plan did not end with death on the cross but with your resurrection and new life.

Thank you that you made a way for us to be forgiven for all our mistakes and to be your friends forever.

We pray today for all those in the world who do not yet know you, that they would draw closer to you this Easter.

Amen

Discussion

A question for adults to ask children

How did Mary know that the person she met was Jesus?

Mary did not realise at first who Jesus was, the Bible tells us that she thought he was the gardener. It was only when Jesus called her by name that she recognised him. This is the sort of relationship that God wants with each one of us – God knows each of us by name and loves us like a shepherd loves his sheep. Just like the sheep know the voice of their shepherd God wants us to respond to him and follow Him.

When he died and rose again Jesus removed all the barriers that stood between us and God, all our mistakes were wiped away, the price was paid. Because of Jesus we can choose to follow God and to enjoy a perfect relationship with Him.

A question for children to ask adults


Who is your best friend? What is your favourite thing about being friends with them?


Family Activity 1

You will need: A blindfold (scarf)

Mary recognised Jesus when he called her name. Play a game together – take it in turns to wear a blindfold. Members of your family should say your name but should try to disguise their voice, can you still recognise who they are?

If you are feeling brave why not see if the person in the blindfold can be guided round the house just by following a voice calling their name.





A verse to remember

Matthew 28 v 6

“He is not here; he has risen!”

Try to learn this verse together, you could come up with some actions to help you remember it or decorate the verse on a piece of paper or card together and put it up somewhere to remind you of it through the week. You could shout it out loud as a celebration of the Easter story and Jesus’ sacrifice for us!

Family Activity 2

You will need: Anything you have around the house

Gather items from your home, garden or from your daily walk to create your own Easter Garden together.



You will need to select a stone to be in front of the tomb and roll away, a flowerpot or cup can make a good substitute for the tomb. You could do some junk modelling and use some items from your recycling or just build the whole thing from building blocks and toys.

Once you have built your Easter garden, use any toy figures you have to act out the story of Easter morning together.

Active Prayer

Write on some pieces of paper the names of friends or family members that don’t yet know Jesus as their friend and Saviour.

Take a few pieces each and hide them around the house, then go on an “Easter prayer hunt” – each time a name is found take a moment to pray together for that person that they would come to know Jesus.



What about the eggs?

Did you know that the first ‘Easter eggs’ were eggs from ducks or hens painted or dyed in bright colours?

Here are some ways that Easter Eggs point back to Jesus...

Traditional Easter Eggs are hollow, the empty space inside reminds us of the empty tomb after Jesus had risen from the dead.

It’s great fun to search for hidden Easter Eggs around your house and garden – as we search we can remember Mary and Jesus’ other friends who searched for him and were surprised to find the tomb empty.

Eggs are a symbol of new life, they remind us of the new life that is available to all of us through Jesus.

Seeking Jesus this Easter Sunday

If you have never prayed a prayer of commitment asking Jesus to be your Saviour here is a simple prayer you can say today.

Dear Jesus.

Thank you that you came to earth and died on a cross to take the punishment that should have been mine. I am sorry for all the mistakes I have made and the times that I have lived selfishly. Today I accept your free gift of forgiveness and friendship and the promise of eternal life. I choose to live my life for you.

Amen.

A colouring page you could print and colour together



HE IS NOT HERE
HE HAS RISEN!



Puzzle Sheet

All the letters of the name Jesus are hidden on the page can you find them and colour them in?

Can you find all of the Easter words in the word search?

Jesus
Mary
Easter
Tomb
Empty
Risen
Cross
Death
Saviour
Garden
Life


n	z	p	f	w	r	h	j	r	r	u	b	l	e	u
m	o	f	u	e	l	c	t	e	j	m	x	q	m	w
z	j	i	i	q	g	w	t	a	o	e	c	w	p	a
f	e	n	t	w	v	s	e	t	e	f	s	y	t	y
g	j	s	l	c	a	w	f	e	h	d	e	u	y	r
l	i	f	e	e	e	e	w	v	z	p	e	f	s	a
a	d	v	q	u	d	r	i	z	o	m	n	v	v	m
r	p	v	l	u	r	q	r	e	g	f	d	o	m	m
u	s	w	z	i	a	z	o	u	n	t	a	d	a	y
o	s	k	s	f	j	q	j	q	s	p	y	y	q	l
i	t	e	k	y	c	q	p	b	w	e	i	w	j	r
v	n	u	x	e	r	m	x	e	a	w	r	c	z	v
a	c	k	a	u	f	m	v	l	f	u	h	f	r	d
s	s	o	r	c	h	l	o	h	s	p	b	d	m	z
c	o	y	p	p	f	g	a	r	d	e	n	o	b	l

EXTRA TOUGH PUZZLE!

Can you unscramble these letters to spell a big word which means coming back to life?

Then try to find it in the wordsearch.

r e r o
s r i e
t n u c



Finish the picture by drawing Jesus, Mary and all the plants in the garden.