

Make a Children's Waver for Palm Sunday

Take pieces of A4 coloured paper and cut them up into long narrow strips.

Using a sheet of A4 white paper (portrait orientation), glue the strips to one end.

When the strips have been firmly stuck, roll up the white A4 sheet and secure with sellotape. Now you have a colourful waver to welcome Jesus into Jerusalem.

Together @ Home

Lectionary Edition

Sunday 5th April

Palm Sunday

Here are some activities you could do together as a family, begin with the story and then do as many or as few as you like, in any order.



Bible Passage

Today we will be exploring together, the story of Jesus entering Jerusalem on a donkey.

You can find it in your Bible in:

Matthew 21 v 1–11

Read the story together – choose a Bible translation or children's story version which best suits your group.

The other passage we will be thinking about is:

Psalms 118 v 1-2 and 19-29

A prayer to say together

Dear God,

Thank you for the story of Jesus arriving in Jerusalem. Thank you that you came to be a Saviour for everybody.

As we prepare for Easter help us to draw close to you and learn more about who you are.

We pray for those in the world who do not know you yet. Help them to recognise you as their Saviour

Amen

Discussion

A question for adults to ask children

What did the people in the story shout? What do you think 'Hosanna' means?

The word Hosanna in Hebrew meant 'save us' – it is the same word you can find in verse 25 of Psalm 118. The people who were welcoming Jesus into the city were recognising Jesus as their Saviour. Jesus' arrival into Jerusalem on a colt was a fulfilment of the prophecies that had been made about him in the Old Testament. He was the Messiah that the people had been waiting for.

A question for children to ask adults

Can you think of a time when you had a visit from somebody important or exciting? What happened and how did it make you feel?


Family Activity 1

You will need: fabric you don't mind standing on e.g. old t-shirts, pillow cases.

Using just two or three pieces of fabric can you get your whole family from one side of the room to the other?

You are only allowed to stand on the fabric and not touch the floor. You will need to work as a team standing on one piece while you move the other.

Use this as a reminder of the clothes that the people put down for Jesus to walk on.

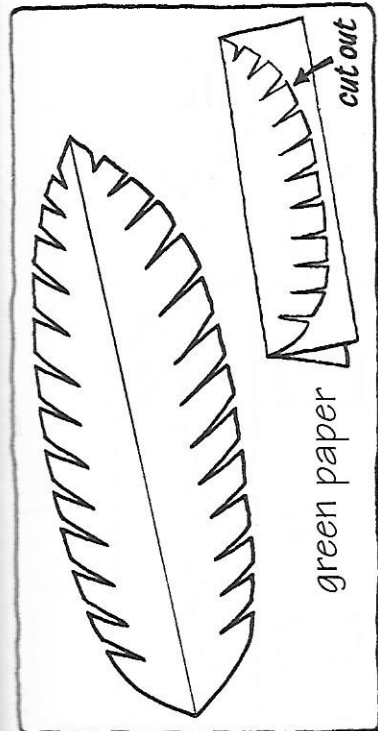




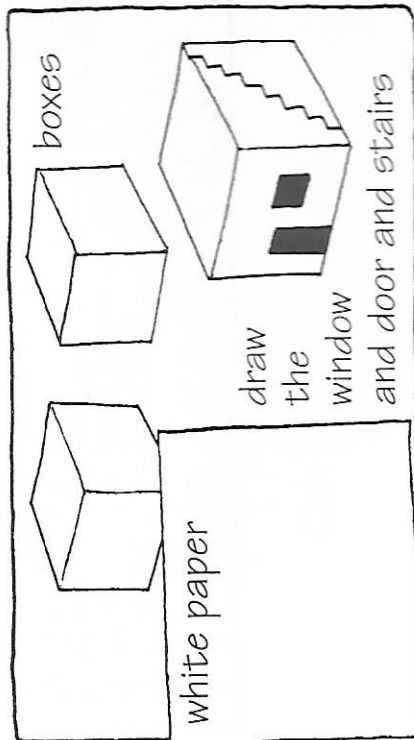
Palm Branch

Cut out & cover with scraps of green paper, tissue etc.

Roll up a sheet of white A4 paper and secure with sellotape to make a branch. Secure the leaf to the branch.



Palm branches




Houses

For parents

Pray this together when you can shake or jangle keys, or dried peas in a jar.

Hooray for Jesus riding on a donkey!
 Hooray for Jesus he is our king!
 Hooray for Jesus coming to Jerusalem!
 Hooray for Jesus he is our king!



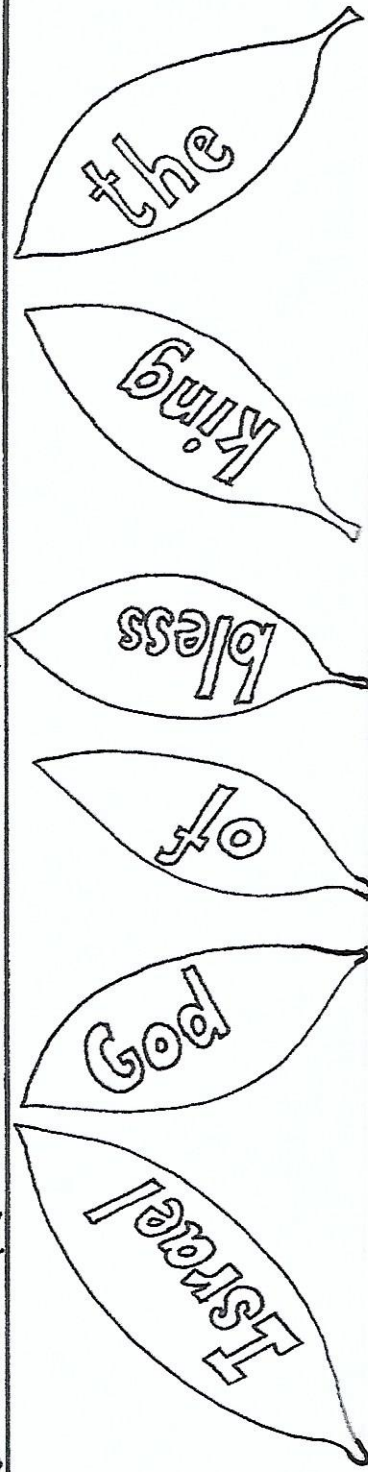
(See John 12:12-16)

Can you help finish the picture?

Draw in the missing bits.

Draw in lots of people, cheering Jesus on.

HOSANNA!



Cut out the palm branches and put them into the peoples hands in the right order.